OXFORD
INTERNATIONAL
AQA EXAMINATIONS

Please write clearly in block capitals.

Centre number | | | | | | Candidate number | | | | |

Surname _____

Forename(s) _____

Candidate signature _____
I declare this is my own work.

INTERNATIONAL GCSE
GEOGRAPHY

Paper 2 Challenges in the Human Environment

Friday 5 November 2021 07:00 GMT Time allowed: 1 hour 30 minutes

Materials
For this paper you must have:
- a ruler with millimetre measurements
- a calculator, which you are expected to use where appropriate.

Instructions
- Use black ink or black ball-point pen.
- Fill in the boxes at the top of the page.
- Answer **all** questions in **Sections A** and **B**.
- Answer **one** question from **Section C**, **either** Question 3 **or** Question 4.
- You must answer the questions in the spaces provided.
  Do not write outside the box around each page or on blank pages.
- If you need extra space for your answer(s), use the lined pages at the end of this book. Write the question number against your answer(s).
- All working must be shown.
- Do all rough work in this book. Cross through any work you do not want to be marked.

Information
- The maximum mark for this paper is 80.
- The marks for questions are shown in brackets.
- You **may use** a bilingual dictionary for this exam.
- You may **not** use an English dictionary.

For Examiner's Use	
Question	Mark
1	
2	
3	
4	
TOTAL	

Do not write outside the box

Section A – Urban issues and challenges

Answer **all** questions in the spaces provided.

You must answer **all** the questions in this section.

For the multiple-choice questions, shade the circle next to the correct answer.

CORRECT METHOD ● WRONG METHODS ⊗ ⊙ ≈ ✓

If you want to change your answer you must cross out your original answer as shown. ⊗

If you wish to return to an answer previously crossed out, ring the answer you now wish to select as shown. ⊗

Study **Figure 1**, a graph showing global urban and rural population change (1960 – 2017).

Figure 1

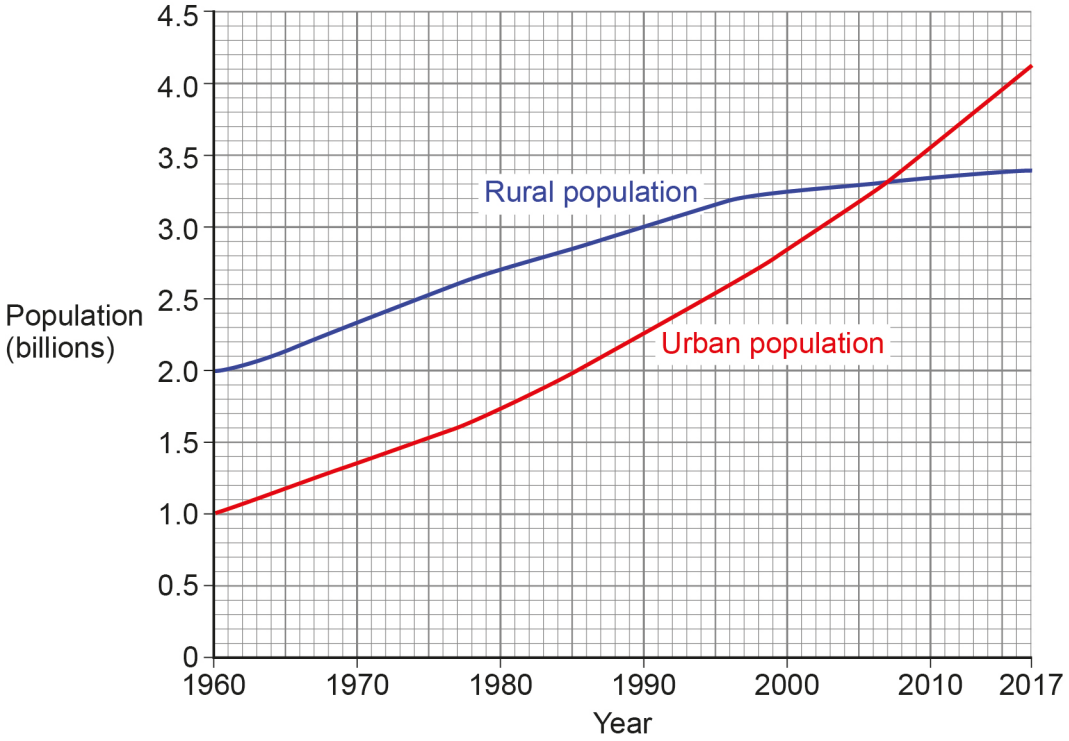

Do not write outside the box

0 1 . 1 In which year were global urban and rural population totals the same?

Shade **one** circle only.

[1 mark]

A 1997

B 2003

C 2007

D 2010

0 1 . 2 Describe the change to global urban population between 1960 and 2017.

[2 marks]

Question 1 continues on the next page

Do not write outside the box

Study **Figure 2,** Lagos – the fastest growing city in Africa.

Figure 2

Lagos – the fastest growing city in Africa

"The population of Lagos, a major Nigerian city, is increasing by an estimated 77 people every hour. Economic development has encouraged the rural poor to move to the city and high rates of natural increase are adding to the rapid growth. With over 50% of the population living in slums it is difficult for Lagos to manage this rapid growth."

The five fastest growing cities in Africa:

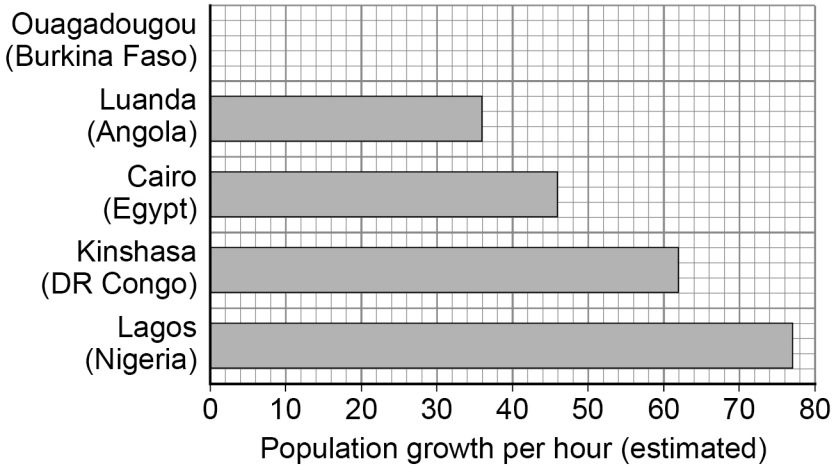

0 1 . 3 Complete the bar chart in **Figure 2** using the information below.

Ouagadougou, Burkina Faso – Population growth per hour – **23**

[1 mark]

0 1 . 4 Calculate the estimated growth of population in Lagos for 1 day (24 hours).

[1 mark]

Do not write outside the box

0 1 . 5 Suggest how each of the following factors have led to population growth in LIC/NEE cities.

[4 marks]

Natural increase _____

_____

_____

_____

Migration

_____

_____

_____

0 1 . 6 Outline **two** challenges created for city authorities as a result of rapid urban growth in LIC/NEE cities.

[2 marks]

1 _____

_____

2 _____

_____

Question 1 continues on the next page

Do not write outside the box

Study **Figure 3**, a photograph showing an urban slum area in a LIC/NEE city.

Figure 3

0 1 . 7 Explain how the conditions shown create challenges for people living in urban slums in LIC/NEEs.

Use **Figure 3** and your own understanding.

[6 marks]

Do not write outside the box

0 1 . 8 Using an example of a city from a HIC that you have studied, explain why it is called a "world city."

[4 marks]

Question 1 continues on the next page

Do not write outside the box

0 1 . 9 For a HIC city that you have studied, evaluate the effectiveness of measures used to improve the environment.

[9 marks]

Name of city: _____

30

Do not write outside the box

Turn over for the next question

DO NOT WRITE ON THIS PAGE
ANSWER IN THE SPACES PROVIDED

Do not write outside the box

Section B – The changing economic world

Answer **all** questions in the spaces provided.

You must answer **all** the questions in this section.

Study **Figure 4**, a simplified diagram of the Demographic Transition Model (DTM).

Figure 4

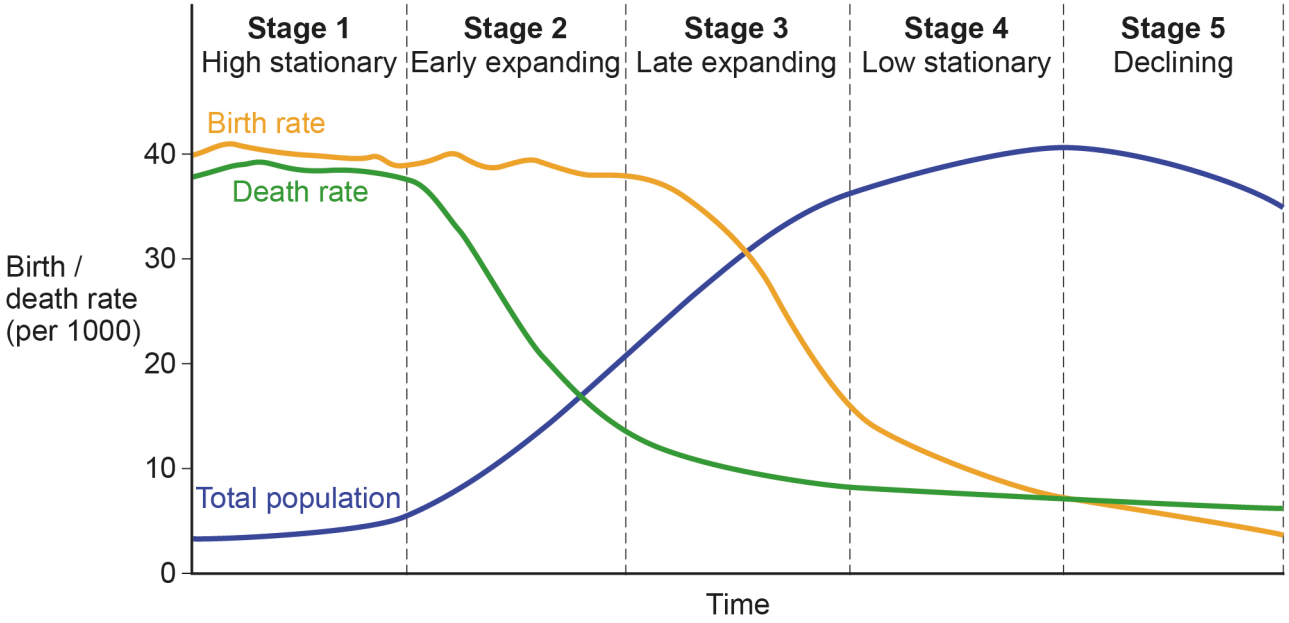

0 2 . 1 Complete the table to show how birth and death rates change in the DTM.

[1 mark]

	Stage 1	Stage 2	Stage 3	Stage 4	Stage 5
Birth rate	High	High		Low	Low
Death rate	High	Falling	Falling		Low

0 2 . 2 Suggest **two** reasons why the death rate falls in Stage 2 of the DTM.

[2 marks]

1 _____

_____

2 _____

_____

Do not write outside the box

Study **Figure 5**, a scattergraph showing the relationship between the Human Development Index (HDI) and urban population (%).

Figure 5

This figure has been removed due to third-party copyright restrictions.

0 2 . 3 Describe the relationship between the HDI and urban population shown in **Figure 5**.

[2 marks]

_____

_____

_____

_____

0 2 . 4 Identify **one** social and **one** economic opportunity of living in a city.

[2 marks]

Social opportunity _____

_____

Economic opportunity _____

_____

Turn over ►

Do not write outside the box

Study **Figure 6**, an example of intermediate technology.

Figure 6

The Hippo Roller is changing lives in Sub-Saharan Africa.

“Cool gadget providing people with access to clean water.”

Almost 1 billion people in Africa struggle for access to water and many women and children spend hours each day gathering water in buckets. The Hippo Roller has changed millions of lives in nearly 50 water-stressed countries.

The Hippo Roller:

- can carry up to 90 litres of water
- can be made locally
- is low maintenance and suitable for tough rural conditions
- frees up time for local people
- reduced health problems resulting from carrying water.

Do not write outside the box

0 2 . 5 Explain how intermediate technology can improve the lives of people in LIC/NEEs.

Use **Figure 6** and your own understanding.

[4 marks]

Question 2 continues on the next page

Do not write outside the box

0 2 . 6 "The impacts of economic development are always positive."

To what extent do you agree with this statement?

Use examples to support your answer.

[9 marks]

20

Do not write outside the box

Turn over for the next question

DO NOT WRITE ON THIS PAGE
ANSWER IN THE SPACES PROVIDED

Do not write outside the box

Section C

Global issues

You must answer **one** question from this section, **either** Question **3 or** Question **4**.

Question 3 – Water and energy

Study **Figure 7,** a graph showing global water consumption (1900 – 2040 predicted).

Figure 7

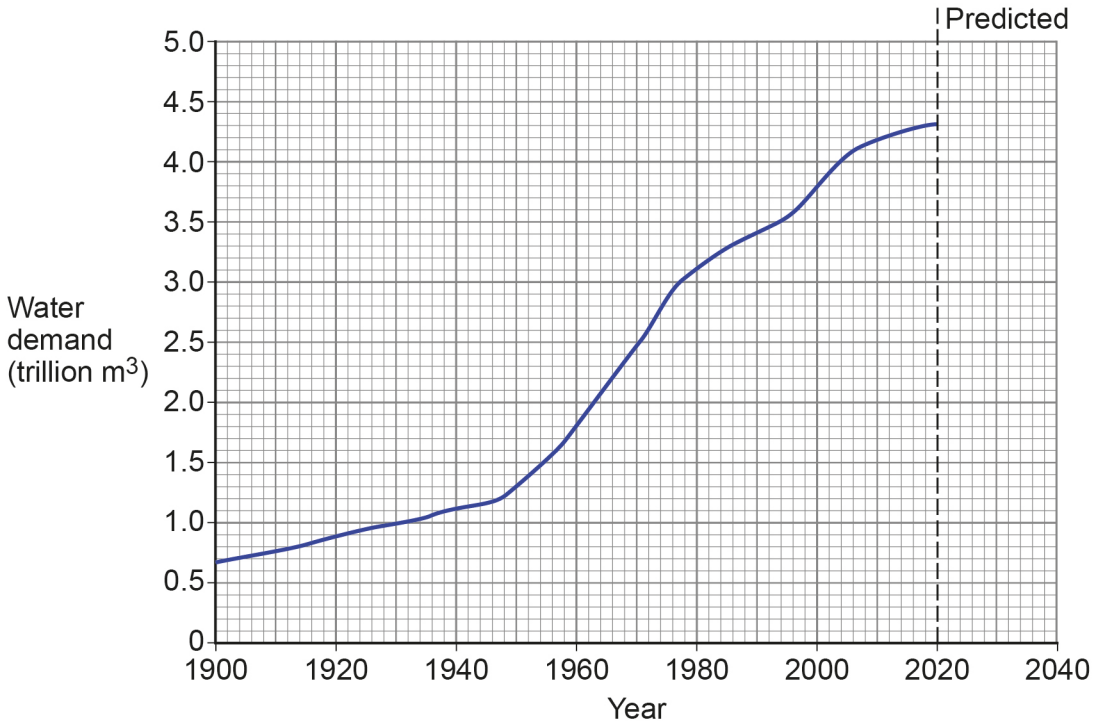

0 3 . 1 Complete **Figure 7** using the information below.

Global water use (predicted) 2040 = 4.5 trillion m^3

[1 mark]

0 3 . 2 By how much is global water consumption predicted to increase between 2020 – 2040?

[1 mark]

_____ trillion m^3

Do not write outside the box

0 3 . 3 Describe changing global water consumption from 1900 – 2020.

[2 marks]

0 3 . 4 "Economic development is the main cause of the increasing demand for water."

Discuss this statement.

[4 marks]

Question 3 continues on the next page

Do not write outside the box

Study **Figure 8**, a world map showing water scarcity (2016).

Figure 8

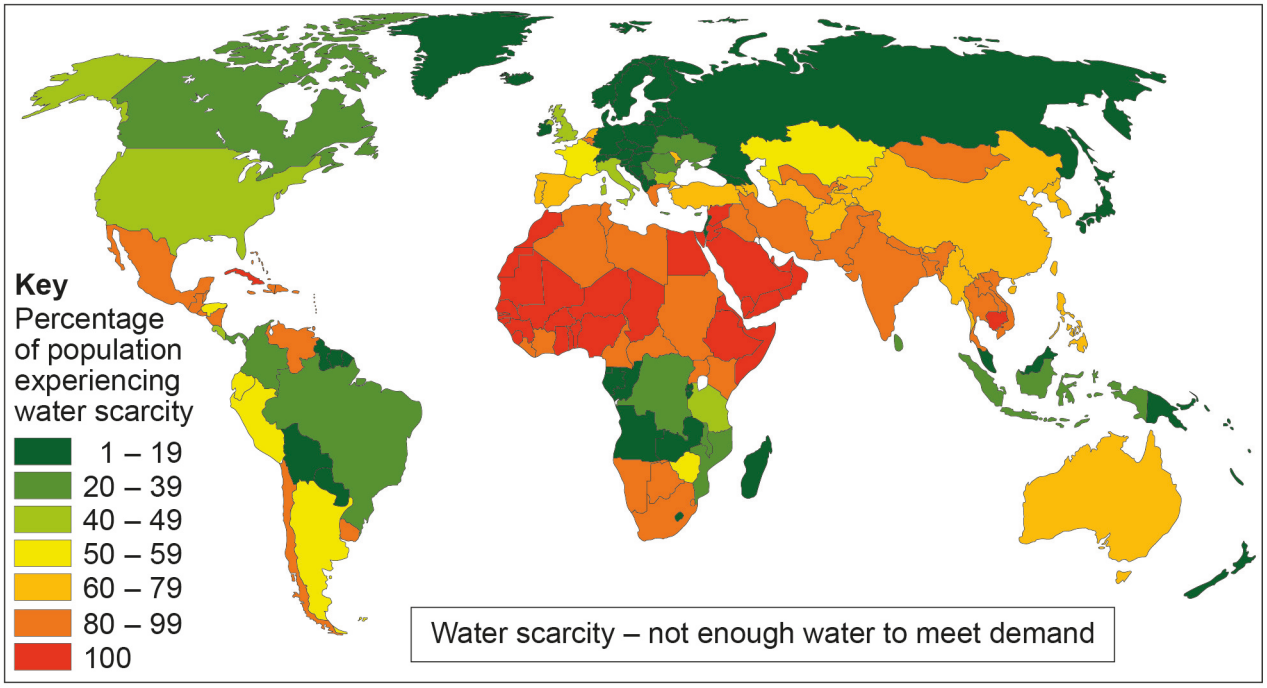

0 3 . 5 Which of the following statements is true?

Shade **one** circle only.

[1 mark]

A In 2016 all of South America experienced water scarcity of above 50%. ⬭

B In 2016 water scarcity in all of Western Europe was below 20%. ⬭

C In 2016 water scarcity in North Africa was above 80%. ⬭

D In 2016 water scarcity in Australia was less than 20%. ⬭

0 3 . 6 Outline **one** way that water scarcity might affect food production.

[2 marks]

_____

_____

_____

_____

Do not write outside the box

0 3 . 7 "Water shortages might lead to conflict."

Discuss this statement.

[4 marks]

Question 3 continues on the next page

Do not write outside the box

Study **Figure 9**, a graph showing world energy consumption (exajoules).

Figure 9

World energy consumption

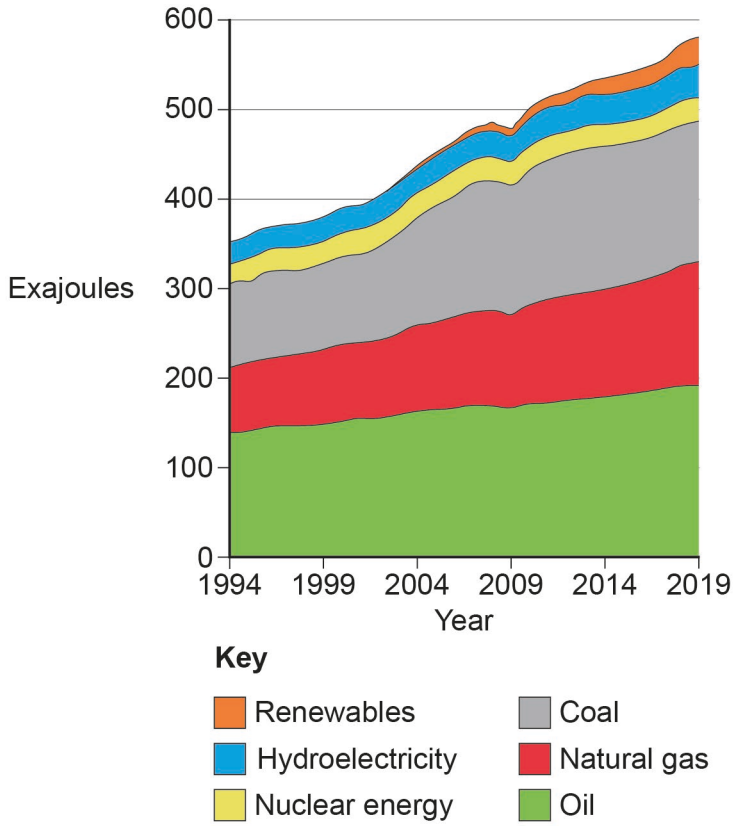

0 3 . 8 By how much did total world energy consumption increase between 1994 – 2019?

Shade **one** circle only.

[1 mark]

A 170 exajoules

B 200 exajoules

C 230 exajoules

D 260 exajoules

Do not write outside the box

0 3 . 9 Suggest **two** reasons for the growth of energy consumption.

[2 marks]

1 _____

_____

2 _____

_____

0 3 . 1 0 Evaluate the importance of reducing individual energy use in order to ensure a more sustainable energy future.

[6 marks]

_____

_____

_____

_____

_____

_____

_____

_____

_____

_____

_____

_____

Question 3 continues on the next page

Do not write outside the box

0 3 . 1 1 "Technology will make the use of fossil fuels more efficient in the future."

To what extent do you agree with this statement?

[6 marks]

30

Do not write outside the box

Turn over for the next question

DO NOT WRITE ON THIS PAGE
ANSWER IN THE SPACES PROVIDED

Do not write outside the box

Question 4 – Population and communication

Study **Figure 10,** a graph showing the birth rate in India (1950 – 2040 predicted).

Figure 10

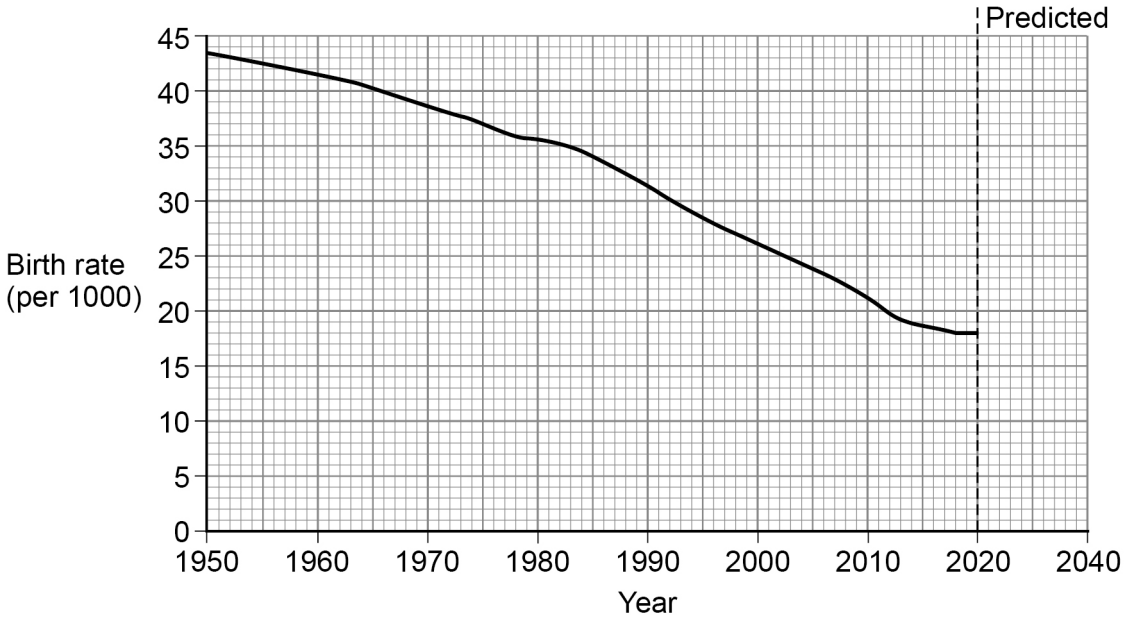

0 4 . 1 Complete **Figure 10** using the information below.

India – predicted birth rate (per 1000) 2040 = 12

[1 mark]

0 4 . 2 By how much is the birth rate in India expected to fall between 2020 – 2040?

[1 mark]

_____ births per 1000

0 4 . 3 Describe the changing birth rate in India between 1950 – 2020.

[2 marks]

_____

_____

_____

_____

Do not write outside the box

0 4 . 4 Discuss the effectiveness of **one** strategy used to reduce birth rates.

[4 marks]

Question 4 continues on the next page

Do not write outside the box

Study **Figure 11**, information about global migration (2015).

Figure 11

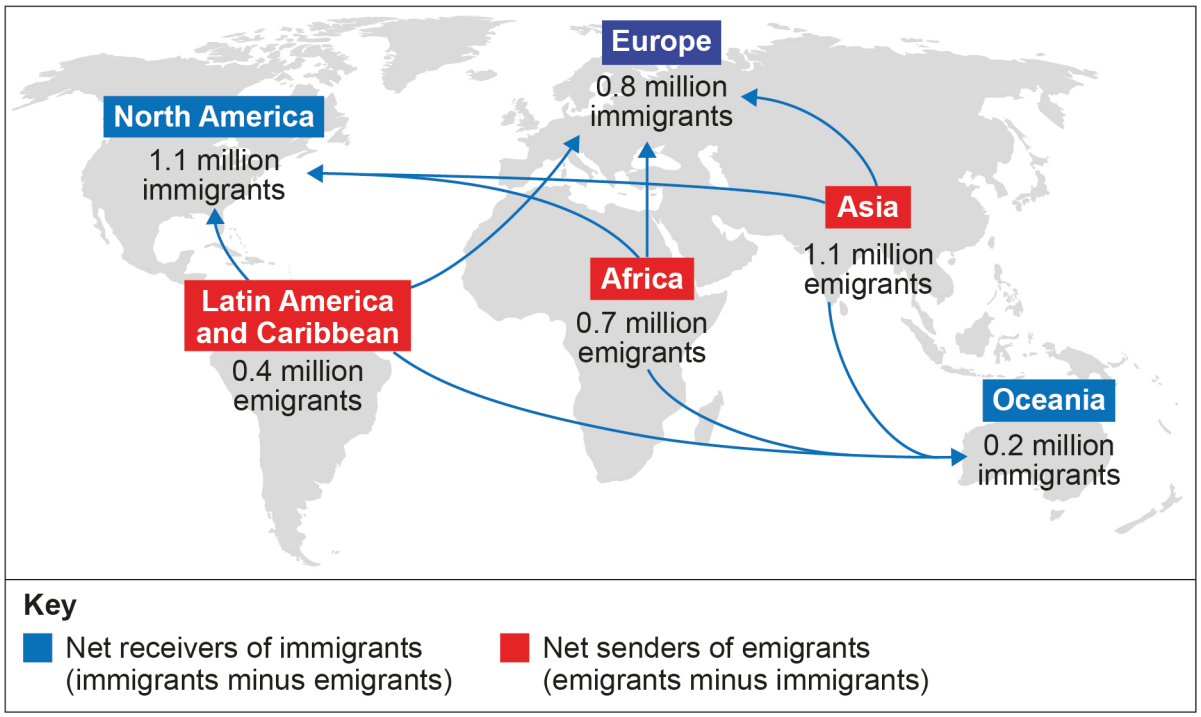

0 4 . 5 What was the combined net immigration to North America, Europe and Oceania?

Shade **one** circle only.

[1 mark]

A 2.1 million ⬭

B 2.2 million ⬭

C 2.3 million ⬭

D 2.4 million ⬭

Do not write outside the box

0 4 . 6 Give **two** reasons why people may have migrated to Europe.

[2 marks]

1 _____

_____

2 _____

_____

0 4 . 7 "International migration can create social advantages."

Discuss this statement.

[4 marks]

_____

_____

_____

_____

_____

_____

_____

_____

Question 4 continues on the next page

Do not write outside the box

Study **Figure 12**, a graph showing international tourist arrivals (1960 – 2018).

Figure 12

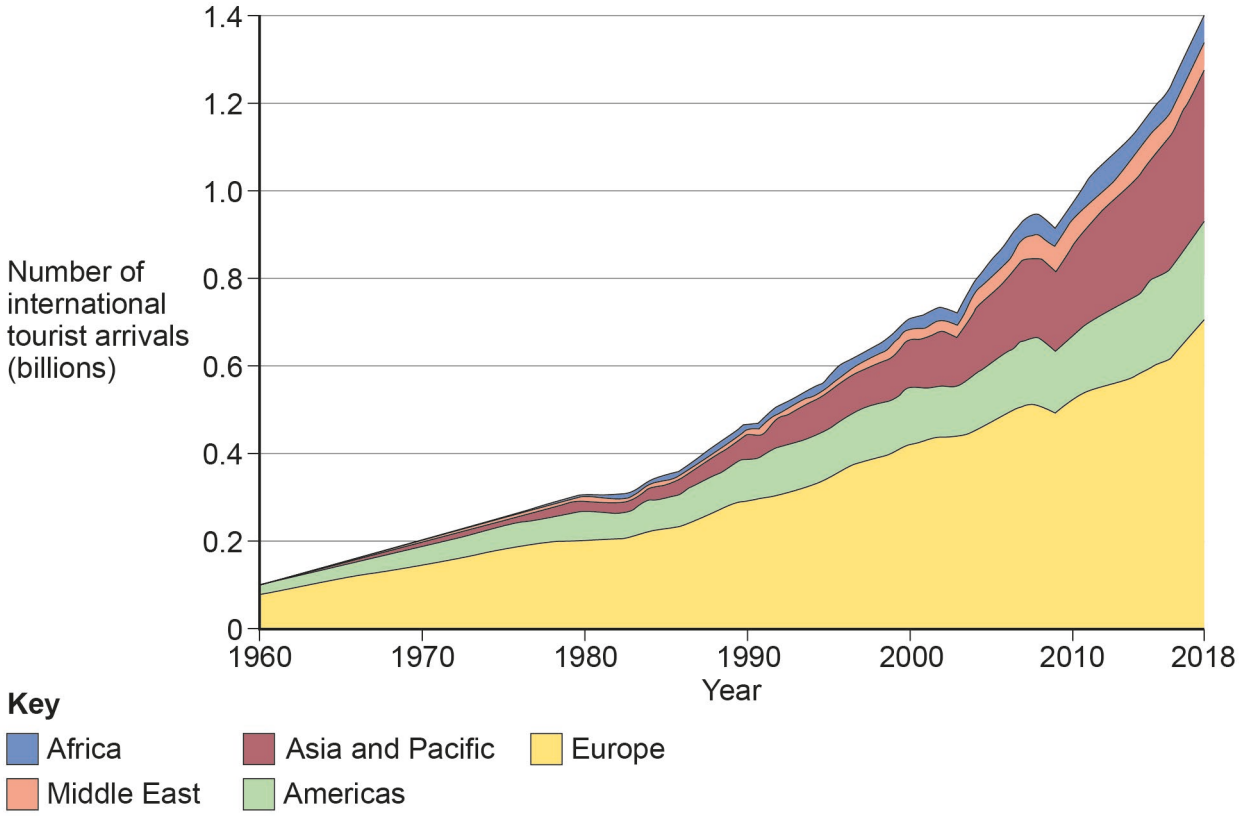

0 4 . 8 By how many did the number of tourist arrivals increase between 1960 – 2018?

Shade **one** circle only.

[1 mark]

A 1.0 billion

B 1.1 billion

C 1.2 billion

D 1.3 billion

Do not write outside the box

0 4 . 9 Suggest how tourism can create economic opportunities.

[2 marks]

0 4 . 1 0 Explain how the development of international communications has encouraged the growth of tourism.

[6 marks]

Question 4 continues on the next page

Do not write outside the box

0 4 . 1 1 "The development of ICT has led to many opportunities in NEEs."

To what extent do you agree with this statement?

[6 marks]

30

END OF QUESTIONS

Do not write outside the box

There are no questions printed on this page

DO NOT WRITE ON THIS PAGE
ANSWER IN THE SPACES PROVIDED

Do not write outside the box

Question number	**Additional page, if required.** **Write the question numbers in the left-hand margin.**

Do not write outside the box

Question number	**Additional page, if required.** **Write the question numbers in the left-hand margin.**

Do not write outside the box

Question number	**Additional page, if required.** **Write the question numbers in the left-hand margin.**

Do not write outside the box

Question number	**Additional page, if required.** **Write the question numbers in the left-hand margin.**

Do not write outside the box

There are no questions printed on this page

DO NOT WRITE ON THIS PAGE
ANSWER IN THE SPACES PROVIDED

Copyright information

For confidentiality purposes, all acknowledgements of third-party copyright material are published in a separate booklet. This booklet is published after each live examination series and is available for free download from www.oxfordaqaexams.org.uk.

Permission to reproduce all copyright material has been applied for. In some cases, efforts to contact copyright-holders may have been unsuccessful and Oxford International AQA Examinations will be happy to rectify any omissions of acknowledgements. If you have any queries please contact the Copyright Team.

Copyright © 2021 Oxford International AQA Examinations and its licensors. All rights reserved.